



User interface with PLC as SWD coord.,24 VDC,15.6z PCT widesc. display,1366x768 pixels,2xEthernet,1xRS232,1xRS485,1xCAN, 1xSWD,1xSD,VisualDesig



**Part no.** XV-303-15-CE0-A00-1E  
**Catalog No.** 191079  
**Alternate Catalog No.** XV-303-15-CE0-A00-1E

Similar to illustration

## Delivery program

Product range			XV300 15.6"
Product range			XV-303
Subrange			SmartWire-DT touch display with integrated controller (HMI PLC)
Function			SmartWire-DT coordinator
Description			XV300 multi touch display with PLC function for flush mounting plates
Description			Control panel with PLC as a SmartWire-DT coordinator and 2nd Ethernet port Software (Engineering): visualization = Visual Designer
Common features of the model series			Ethernet interface CAN USB device USB Host RS232 RS485 Slot for SD card Operating System Windows Embedded Compact 7 pro Integrated VisualDesigner Runtime visualization software license
Display - Type			Color display, TFT, anti-glare
Touch-technology			Capacitive multi-touch technology (PCT)
Number of colours			16777216 (Color depth 24 bit)
Resolution		Pixel	WXGA 1366 x 768
Portrait format			yes
Screen diagonal		Inch	15.6 widescreen
Model			Glass panel in aluminum bezel with die-cast aluminum enclosure and plastic enclosure
Operating system			Windows Embedded Compact 7 Pro
PLC-licence			PLC licence inclusive
License certificates for onboard interfaces			Not required
built-in interfaces			2 x Ethernet 10/100 Mbps 1 x RS232 1 x RS485 1 x USB host 2.0 1 x USB device 1 x CANopen®/easyNet 1 x SmartWire-DT
Front type			Non-reflective tempered glass in aluminum frame
Utilization			Flush mounting
Slots			for SD card: 1
Memory card automation			Optionally with SD card -> article no. 181638
Pluggable communication cards (optional)			no
Touch sensor			Multi-touch touch panel
Heat dissipation		W	21.6
Connection to SmartWire-DT			yes

## Technical data

Display - Type			Color display, TFT, anti-glare
Screen diagonal		Inch	15.6 widescreen
Resolution		Pixel	WXGA 1366 x 768

Visible screen area		mm	344.23 x 193.54
Format			16:9
Viewing range	[left/right/up/down]	° (Degrees)	85°/85°/80°/80°
Number of colours			16777216 (Color depth 24 bit)
Contrast ratio (Normally)			Normally 500:1
Brightness		cd/m <sup>2</sup>	Normally 300
Back-lighting			LED dimnable via software
Service life of back-lighting		h	Normally 50000

## Operation

Technology			Projected Capacitive Touch (PCT)
Touch sensor			Multi-touch touch panel

## System

Processor			ARM Cortex-A9 800 MHz
Internal memory			DRAM: 512 MB RAM Flash: 1GB SLC NVRAM: 128kB Retain
External memory			SD card, Type: SDSC, SDHC
Cooling			Fanless CPU and system cooling, natural convection-based passive cooling
Back-up of real-time clock			
Battery (service life)			non-replaceable, BR2330 soldered in
Backup (time at zero voltage)			Normally 10 years

## Engineering

Visualisation software			VISUAL DESIGNER XSOFT-CODESYS
PLC-Programming software			XSOFT-CODESYS-2 XSOFT-CODESYS-3
Target and web visualization			Yes
PLC-licence			PLC licence inclusive
Operating system			Windows Embedded Compact 7 Pro

## Interfaces, communication

built-in interfaces			2 x Ethernet 10/100 Mbps 1 x RS232 1 x RS485 1 x USB host 2.0 1 x USB device 1 x CANopen®/easyNet 1 x SmartWire-DT
USB Host			USB 2.0, not galvanically isolated
USB device			USB 2.0, not galvanically isolated
RS-232			Not galvanically isolated, 9-pin D-sub plug, UNC
RS-485			Not galvanically isolated, 9-pin D-sub plug, UNC
CAN			Not galvanically isolated, 9-pin D-sub plug, UNC
Slots			for SD card: 1
SmartWire-DT master			Yes
Ethernet			10/100 Mbps
MPI			no

## Power supply

Nominal voltage			24 V DC SELV (safety extra low voltage)
permissible voltage			Effective: 19.2-30.0 V DC (rated operating voltage -20%/+25%) Absolute with ripple: 18.0-31.2 V DC Battery powered: 18.0-31.2 V DC (rated operating voltage -25%/+30%) 35 V DC for a duration of < 100 ms
Voltage dips		ms	≤ 10 ms from rated voltage (24 V DC) 5 ms from undervoltage (19.2 V DC)
Power consumption	P <sub>max.</sub>	W	21.6
Power consumption		W	Normally 16
Heat dissipation		W	21.6
Note on heat dissipation			Heat dissipation with power consumption for 24 V 19.1 W for basic device + 2.5 W for USB module
Siemens MPI, (optional)			yes
Type of fuse			Yes (fuse not accessible)

Potential isolation			no
<b>General</b>			
Housing material			Aluminium die-cast (glass panel) Insulated material black
Front type			Non-reflective tempered glass in aluminum frame
Dimensions (W x H x D)		mm	404 x 255 x 53
flush mounted			Clearance: W x H ≥ 50 mm (1.97"), T ≥ 20 mm (0.79") Inclination from vertical: # ≤ ± 10 ° (if using natural convection) Mounting plate: min. 1.5 mm (0.06"), max. 4 mm
Weight		kg	3.95
Degree of protection (IEC/EN 60529, EN50178, VBG 4)			IP65 (in the front as per EN 60529-1), IP20 (on rear as per EN 60529-1) NEMA 4X NEMA12 (as per NEMA 250-2003)
Approvals			
Approvals			cUL 61010-2-201
Applied standards and directives			
EMC			2004/108/EEC
Emitted interference			IEC/EN 61000-6-4
Interference immunity			IEC/EN 61000-6-2
Product standards			EN50178/IEC/EN 61131-2
Mechanical shock resistance		g	15g / 11ms
Vibration			5...9 Hz +- 3.5 mm 9...60 Hz +- 0.15 mm 60...150 Hz ± 2 g
Free fall, packaged		m	IEC/EN 60068-2-31
RoHS			conform

### Environmental conditions

Climatic environmental conditions			
Climatic proofing			Cold to EN 60068-2-1 Dry heat to IEC 60068-2-2 Damp heat as per EN 60068-2-3
Air pressure (operation)		hPa	795 - 1080
Temperature			
Storage / Transport	θ	°C	-20 - +60
Operating ambient temperature min.		°C	0
Operating ambient temperature max.		°C	+ 50
Relative humidity			
Condensation			Non-condensing
Relative humidity			10 - 95%, non-condensing

### Supply voltage U<sub>Aux</sub>

Rated operational voltage	U <sub>Aux</sub>	V	24 V DC (-15/+20%)
Residual ripple on the input voltage		%	≤ 5
Protection against polarity reversal			Yes
Max. current	I <sub>max</sub>	A	3
Note			If contactors with a total power consumption > 3 A are connected, a power feeder module EU5C-SWD-PF1/2 has to be used.
Short-circuit rating			no, external fuse FAZ Z3
Potential isolation			No
Rated operating voltage of 24-V-DC slaves		V	typ. U <sub>Aux</sub> - 0.2

### Supply voltage U<sub>Pow</sub>

Supply voltage	U <sub>Pow</sub>	V	24 DC -15 % + 20 %
Input voltage ripple		%	≤ 5
Siemens MPI, (optional)			yes
Rated current	I	A	0.7
Overload proof			yes
Inrush current and duration		A	12.5 A/6 ms
Heat dissipation at 24 V DC		W	1.0
Potential isolation between U <sub>Pow</sub> and 15 V SmartWire-DT supply voltage			No
Bridging voltage dips		ms	10
Repetition rate		s	1

Status indication		LED	yes
<b>SmartWire-DT supply voltage</b>			
Rated operating voltage	$U_e$	V	14.5 ± 3 %
max. current	$I_{max}$	A	0.7
Note			If SmartWire-DT modules with a total power consumption > 0.7 A are connected, a power feeder module EU5C-SWD-PF2 has to be used.
Short-circuit rating			Yes

### Connection supply voltages

Connection type			Push in terminals
Solid		mm <sup>2</sup>	0.2 - 1.5
Flexible with ferrule		mm <sup>2</sup>	0.25 - 1.5
UL/CSA solid or stranded		AWG	24 - 16

### SmartWire-DT network

Station type			SmartWire-DT master
Number of SmartWire-DT slaves			99
Baud Rates		kBd	125 250
Address allocation			automatic
Status indication		LED	SmartWire-DT master LED: red/green Configurations LED: red/green
Connections			Plug, 8-pole
Plug connector			Blade terminal SWD4-8MF2

## Design verification as per IEC/EN 61439

Technical data for design verification			
Rated operational current for specified heat dissipation	$I_n$	A	0
Heat dissipation per pole, current-dependent	$P_{vid}$	W	0
Equipment heat dissipation, current-dependent	$P_{vid}$	W	0
Static heat dissipation, non-current-dependent	$P_{vs}$	W	21.6
Heat dissipation capacity	$P_{diss}$	W	0
Operating ambient temperature min.		°C	0
Operating ambient temperature max.		°C	50
Degree of Protection			IP65 (in the front as per EN 60529-1), IP20 (on rear as per EN 60529-1) NEMA 4X NEMA12 (as per NEMA 250-2003)
IEC/EN 61439 design verification			
10.2 Strength of materials and parts			
10.2.2 Corrosion resistance			
10.2.3.1 Verification of thermal stability of enclosures			
10.2.3.2 Verification of resistance of insulating materials to normal heat			
10.2.3.3 Verification of resistance of insulating materials to abnormal heat and fire due to internal electric effects			
10.2.4 Resistance to ultra-violet (UV) radiation			
10.2.5 Lifting			
10.2.6 Mechanical impact			
10.2.7 Inscriptions			
10.3 Degree of protection of ASSEMBLIES			
10.4 Clearances and creepage distances			
10.5 Protection against electric shock			
10.6 Incorporation of switching devices and components			
10.7 Internal electrical circuits and connections			
10.8 Connections for external conductors			
10.9 Insulation properties			
10.9.2 Power-frequency electric strength			
10.9.3 Impulse withstand voltage			
10.9.4 Testing of enclosures made of insulating material			
10.10 Temperature rise			

10.11 Short-circuit rating		Is the panel builder's responsibility.
10.12 Electromagnetic compatibility		Is the panel builder's responsibility.
10.13 Mechanical function		The device meets the requirements, provided the information in the instruction leaflet (IL) is observed.

## Technical data ETIM 7.0

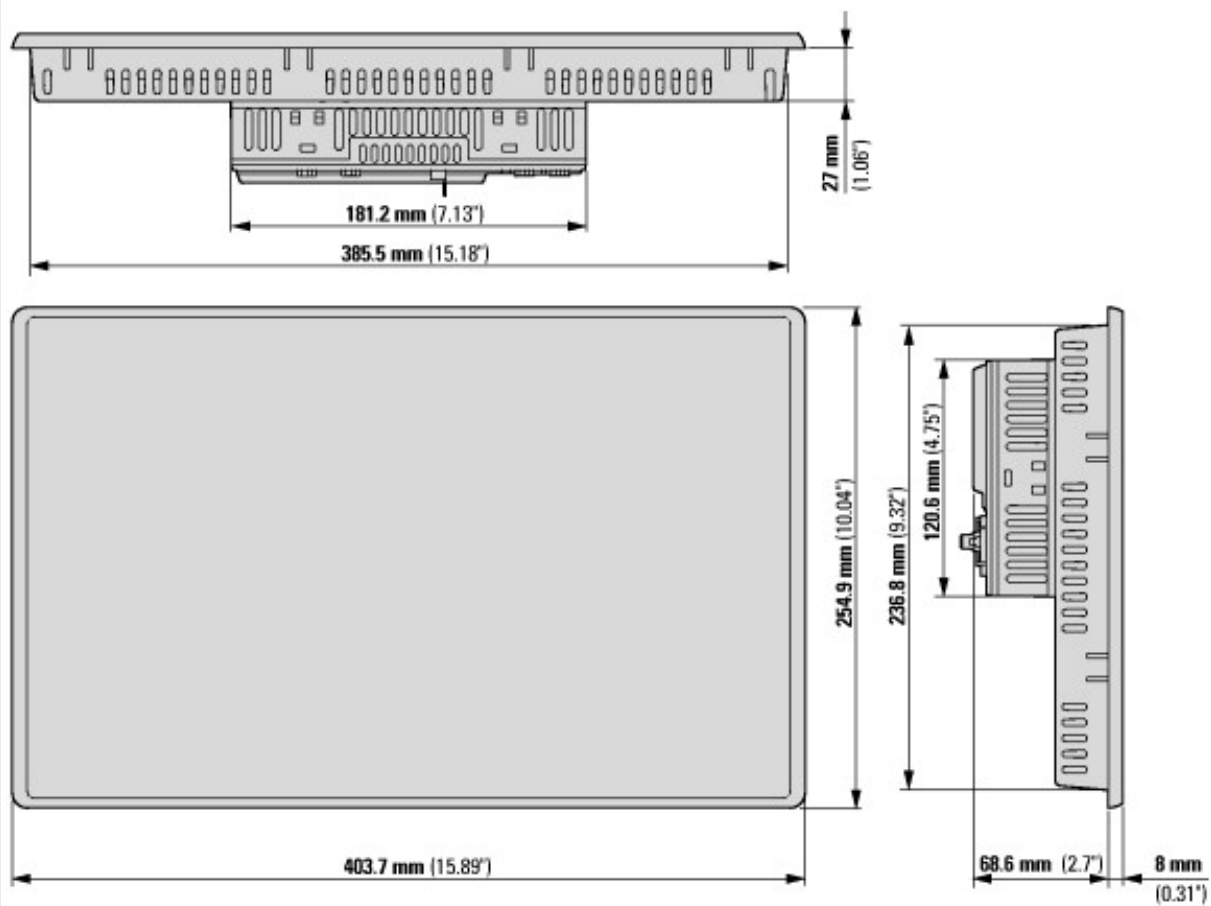
PLC's (EG000024) / Graphic panel (EC001412)		
Electric engineering, automation, process control engineering / Display and control component / Panel (HMI) / Graphic panel (HMI) (ecl@ss10.0.1-27-33-02-01 [AFX016003])		
Supply voltage AC 50 Hz	V	0 - 0
Supply voltage AC 60 Hz	V	0 - 0
Supply voltage DC	V	19.2 - 30
Voltage type of supply voltage		DC
Number of HW-interfaces industrial Ethernet		2
Number of interfaces PROFINET		0
Number of HW-interfaces RS-232		1
Number of HW-interfaces RS-422		0
Number of HW-interfaces RS-485		1
Number of HW-interfaces serial TTY		0
Number of HW-interfaces USB		2
Number of HW-interfaces parallel		0
Number of HW-interfaces Wireless		0
Number of HW-interfaces other		1
With SW interfaces		Yes
Supporting protocol for TCP/IP		Yes
Supporting protocol for PROFIBUS		No
Supporting protocol for CAN		Yes
Supporting protocol for INTERBUS		No
Supporting protocol for ASI		No
Supporting protocol for KNX		No
Supporting protocol for MODBUS		Yes
Supporting protocol for Data-Highway		No
Supporting protocol for DeviceNet		No
Supporting protocol for SUCONET		No
Supporting protocol for LON		No
Supporting protocol for PROFINET IO		No
Supporting protocol for PROFINET CBA		No
Supporting protocol for SERCOS		No
Supporting protocol for Foundation Fieldbus		No
Supporting protocol for EtherNet/IP		Yes
Supporting protocol for AS-Interface Safety at Work		No
Supporting protocol for DeviceNet Safety		No
Supporting protocol for INTERBUS-Safety		No
Supporting protocol for PROFIsafe		No
Supporting protocol for SafetyBUS p		No
Supporting protocol for other bus systems		No
Radio standard Bluetooth		No
Radio standard WLAN 802.11		No
Radio standard GPRS		No
Radio standard GSM		No
Radio standard UMTS		No
IO link master		No
Type of display		TFT
With colour display		Yes
Number of colours of the display		16777216
Number of grey-scales/blue-scales of display		0
Screen diagonal	inch	15.6

Number of pixels, horizontal			1366
Number of pixels, vertical			768
Useful project memory/user memory		kByte	512000
With numeric keyboard			No
With alpha numeric keyboard			No
Number of function buttons, programmable			0
Number of buttons with LED			0
Number of system buttons			1
Touch technology			Capacitive multitouch
With message indication			Yes
With message system (incl. buffer and confirmation)			Yes
Process value representation (output) possible			Yes
Process default value (input) possible			Yes
With recipes			Yes
Number of password levels			200
With printer output			Yes
Number of online languages			100
Additional software components, loadable			Yes
Degree of protection (IP), front side			IP65
Degree of protection (NEMA), front side			12
Operation temperature		°C	0 - 50
Rail mounting possible			No
Wall mounting/direct mounting			No
Suitable for safety functions			No
Width of the front		mm	404
Height of the front		mm	255
Built-in depth		mm	75.5

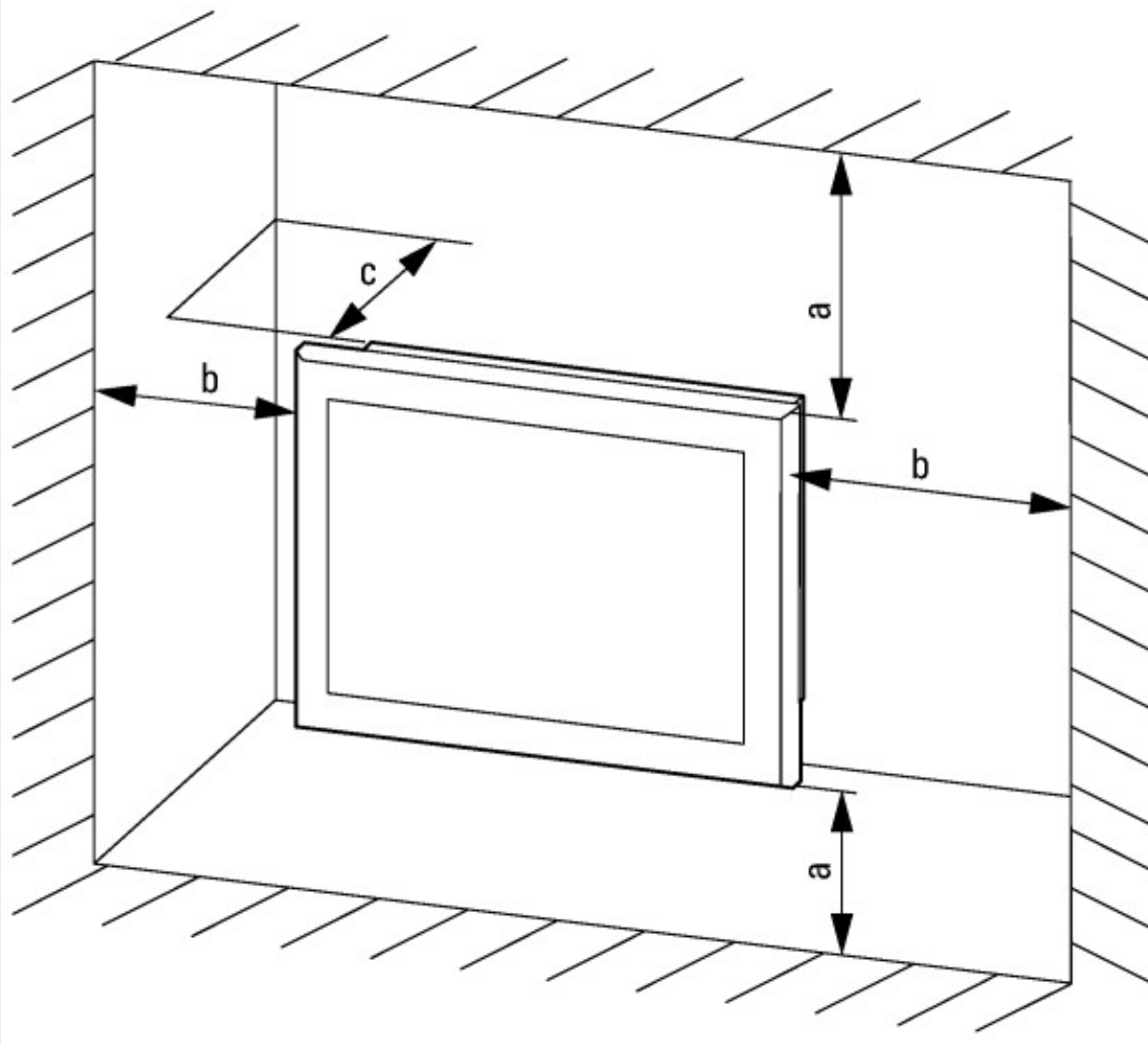
## Approvals

North America Certification			Request filed for UL
Specially designed for North America			No
Current Limiting Circuit-Breaker			No
Degree of Protection			IEC: IP65, NA: NEMA4X, NEMA12

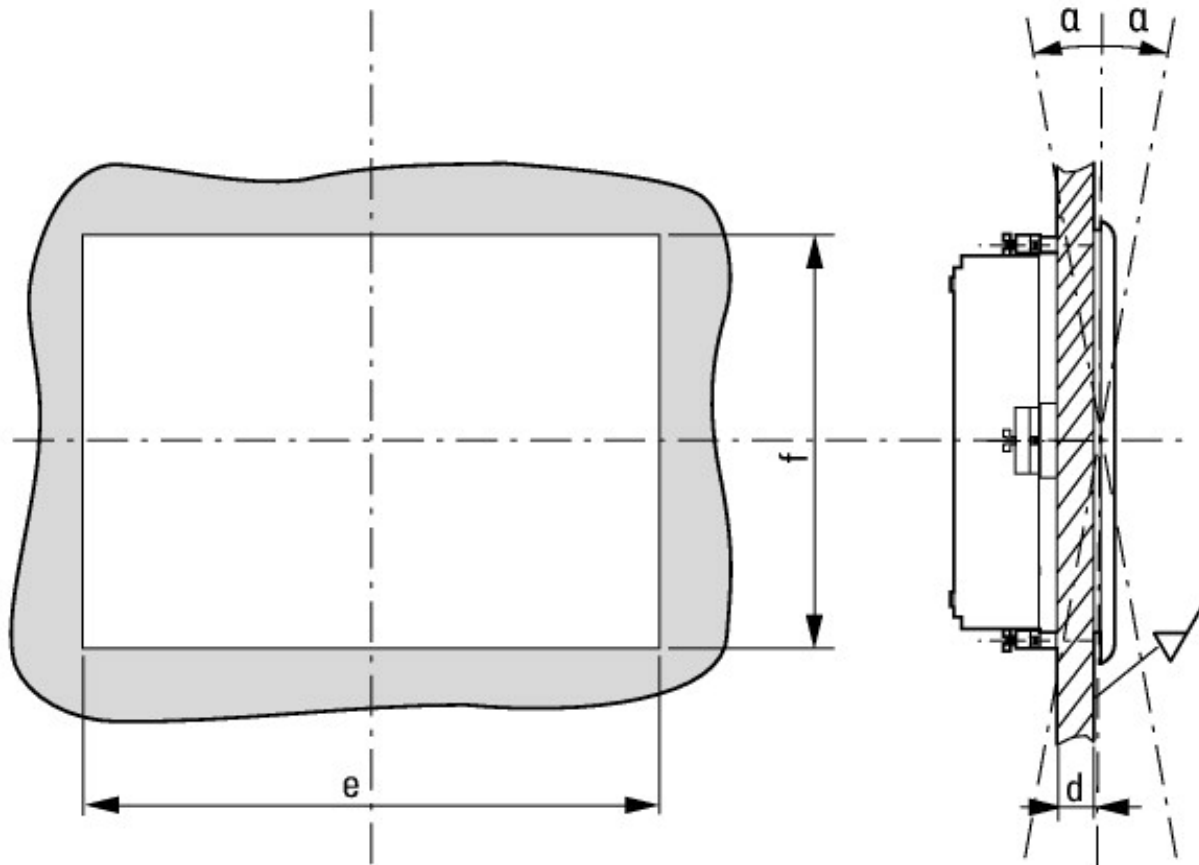
## Dimensions



XV-303-... multi-touch panel with 15.6" screen diagonal; version: flush mounting



$a, b \geq 50 \text{ mm}, c \geq 20 \text{ mm}, 0 \leq T \leq 50 \text{ }^\circ\text{C}$



$1.5 \text{ mm} \leq d \leq 4 \text{ mm}, e = 388 \text{ mm}, f = 239 \text{ mm}, \# = 10^\circ$